

User Guide

Wi-Fi Smart Plug HS100

Wi-Fi Smart Plug with Energy Monitoring HS110

Contents

- Chapter 1. Introduction2
- 1.1 Product Overview 2
- 1.2 Main Features..... 2
- 1.3 Panel Layout..... 3
- Chapter 2. Quick Start.....4
- Appendix A. FAQs.....5
- Appendix B. Specifications.....6

Chapter 1. Introduction

1.1 Product Overview

What This Product Does

The Smart Plugs make it easy to manage your household electronic devices anywhere in the world with a tap of your smartphone.

Schedule and Timer

Deter bad guys by setting your lights to turn on and off on a schedule so it seems like you're home when you are actually away. And the countdown timer gives you a peace of mind, which automatically switches off the running household appliances as your settings.

Compatible with Amazon Echo

You can pair the Smart Plugs with Amazon Echo for voice control.

Compatible with Android, iOS

The free Kasa app lets you run them from any Android (4.1 and higher) or iOS (iOS 8 and higher) smartphone.


Energy Conservation (for HS110 only)




You can efficiently conserve energy and save money while using the Smart Plugs to control your space heaters and fans. The Smart Plug tracks your device's power consumption in real-time, and has weekly and monthly summaries.



1.2 Main Features

- Control devices connected to the Smart Plug wherever you have Internet using the free Kasa app on your smartphone.
- Schedule the Smart Plug to automatically power electronics on and off as needed, like setting lights to come on at dusk or turn off at sunrise.
- Analyze a device's real-time and historical power consumption. (for HS110 only)
- Turns your devices on and off at different times to give the appearance that someone is home.
- Amazon Echo (sold separately) lets you control devices connected to the Smart Plugs just using your voice.

1.3 Panel Layout



Button	Description
 (Settings button)	<p>Press this button until the Wi-Fi LED  blinks amber and green alternately (about 5 seconds) to initiate the smart-config process.</p> <p>Press and hold until the Wi-Fi LED  blinks amber quickly (about 10 seconds) to reset the Smart Plug to factory defaults.</p>

LED	Status	Indication
 (Wi-Fi LED)	Blink	<p>Amber and Green: Smart-config mode initiated.</p> <p>Green: Connecting to the network.</p> <p>Amber: Factory reset.</p>
	On	<p>Green: Connected to the network.</p> <p>Amber: Rebooting.</p> <p>Red: No network connection.</p>
 (Power LED)	On	The Smart Plug is powered on.
	Off	No power.

Chapter 2. Quick Start

1. Download TP-LINK Kasa app.



2. Connect mobile device to your Wi-Fi network.

Note: The Smart Plug can only connect to 2.4GHz network.



3. Launch Kasa and follow the app instructions.



Appendix A. FAQs

1. What devices can I control with the Smart Plug?

You can control lights, fans, humidifiers, portable heaters, and any small appliances in accordance with the Smart Plug's specifications.

2. What should I do when I can't turn devices on or off?

Make sure that the devices connected to the Smart Plug are turned on, and that the Smart Plug is connected to the network.

3. What should I do when the Wi-Fi LED is lit solid red?

A solid red indicates no network connection, or that the smart-config process has failed. You can:

- Check for interference or relocate the Smart Plug to another location within the signal range.
- Make sure that you connect the Smart Plug to the 2.4GHz network.
- Repeat the smart-config process.
- Factory reset the Smart Plug and try to add it again.

Technical Support

For technical support, advanced features, and usage tips for the Smart Plug, visit the support page at www.tp-link.com.

Appendix B. Specifications

Network	
Protocol:	IEEE 802.11b/g/n
Wireless Type:	2.4GHz, 1T1R
System Requirements:	Android 4.1 or higher, iOS 8 or higher
General	
Certifications:	RoHS, EAC, CE
Buttons:	Power button, Settings button
Environment	Operating Temperature: 0°C~40°C (32°F~104°F) Storage Temperature: -20°C~70°C (-4°F ~158°F) Operating Humidity: 10%~90% non-condensing Storage Humidity: 5%~90% non-condensing

COPYRIGHT & TRADEMARKS

Specifications are subject to change without notice. **TP-LINK®** is a registered trademark of TP-LINK TECHNOLOGIES CO., LTD. Other brands and product names are trademarks or registered trademarks of their respective holders.

No part of the specifications may be reproduced in any form or by any means or used to make any derivative such as translation, transformation, or adaptation without permission from TP-LINK TECHNOLOGIES CO., LTD. Copyright © 2015 TP-LINK TECHNOLOGIES CO., LTD. All rights reserved.

<http://www.tp-link.com>

FCC STATEMENT



This equipment has been tested and found to comply with the limits for a Class B digital device, pursuant to part 15 of the FCC Rules. These limits are designed to provide reasonable protection against harmful interference in a residential installation. This equipment generates, uses and can radiate radio frequency energy and, if not installed and used in accordance with the instructions, may cause harmful interference to radio communications. However, there is no guarantee that interference will not occur in a particular installation. If this equipment does cause harmful interference to radio or television reception, which can be determined by turning the equipment off and on, the user is encouraged to try to correct the interference by one or more of the following measures:

- Reorient or relocate the receiving antenna.
- Increase the separation between the equipment and receiver.
- Connect the equipment into an outlet on a circuit different from that to which the receiver is connected.
- Consult the dealer or an experienced radio/ TV technician for help.

This device complies with part 15 of the FCC Rules. Operation is subject to the following two conditions:

- 1) This device may not cause harmful interference.
- 2) This device must accept any interference received, including interference that may cause undesired operation.

Any changes or modifications not expressly approved by the party responsible for compliance could void the user's authority to operate the equipment.

Note: The manufacturer is not responsible for any radio or TV interference caused by unauthorized modifications to this equipment. Such modifications could void the user's authority to operate the equipment.

FCC RF Radiation Exposure Statement

This equipment complies with FCC RF radiation exposure limits set forth for an uncontrolled environment. This device and its antenna must not be co-located or operating in conjunction with any other antenna or transmitter.

"To comply with FCC RF exposure compliance requirements, this grant is applicable to only Mobile Configurations. The antennas used for this transmitter must be installed to provide a separation distance of at least 20 cm from all persons and must not be co-located or operating in conjunction with any other antenna or transmitter."

CE Mark Warning



This is a class B product. In a domestic environment, this product may cause radio interference, in which case the user may be required to take adequate measures.

RF Exposure Information

This device meets the EU requirements (1999/519/EC) on the limitation of exposure of the general public to electromagnetic fields by way of health protection.

The device complies with RF specifications when the device used at 20 cm from your body.

National Restrictions

This device is intended for home and office use in all EU countries (and other countries following the EU directive 1999/5/EC) without any limitation except for the countries mentioned below:

Country	Restriction	Reason/remark
Belarus	Not implemented	
Norway	Implemented	This subsection does not apply for the geographical area within a radius of 20 km from the centre of Ny-Ålesund on Svalbard.
Italy	Implemented	The public use is subject to general authorisation by the respective service provider.
Russian Federation	Limited implementation	<p>1. SRD with FHSS modulation</p> <p>1.1. Maximum 2.5 mW e.i.r.p.</p> <p>1.2. Maximum 100 mW e.i.r.p. Permitted for use SRD for outdoor applications without restriction on installation height only for purposes of gathering telemetry information for automated monitoring and resources accounting systems. Permitted to use SRD for other purposes for outdoor applications only when the installation height is not exceeding 10 m above the ground surface.</p> <p>1.3. Maximum 100 mW e.i.r.p. Indoor applications.</p> <p>2. SRD with DSSS and other than FHSS wideband modulation</p> <p>2.1. Maximum mean e.i.r.p. density is 2 mW/MHz. Maximum 100 mW e.i.r.p.</p> <p>2.2. Maximum mean e.i.r.p. density is 20 mW/MHz. Maximum 100 mW e.i.r.p. It is permitted to use SRD for outdoor applications only for purposes of gathering telemetry information for automated monitoring and resources accounting systems or security systems.</p> <p>2.3. Maximum mean e.i.r.p. density is 10 mW/MHz. Maximum 100 mW e.i.r.p. Indoor applications.</p>
Ukraine	Limited implementation	e.i.r.p. ≤ 100 mW with a amplification factor up to 6 dBi.

ATTENTION: Due to EU law, the country settings must be identical to the country where the device is operating (important due to non-harmonised frequencies in the EU).

Canadian Compliance Statement

This device complies with Industry Canada license-exempt RSSs. Operation is subject to the following two conditions:

- 1) This device may not cause interference, and
- 2) This device must accept any interference, including interference that may cause undesired operation of the device.

Le présent appareil est conforme aux CNR d'Industrie Canada applicables aux appareils radio exempts de licence. L'exploitation est autorisée aux deux conditions suivantes :

- 1) l'appareil ne doit pas produire de brouillage;
- 2) l'utilisateur de l'appareil doit accepter tout brouillage radioélectrique subi, même si le brouillage est susceptible d'en compromettre le fonctionnement.

Radiation Exposure Statement:

This equipment complies with IC radiation exposure limits set forth for an uncontrolled environment. This equipment should be installed and operated with minimum distance 20cm between the radiator & your body.

Déclaration d'exposition aux radiations:

Cet équipement est conforme aux limites d'exposition aux rayonnements IC établies pour un environnement non contrôlé. Cet équipement doit être installé et utilisé avec un minimum de 20 cm de distance entre la source de rayonnement et votre corps.

Industry Canada Statement

CAN ICES-3 (B)/NMB-3(B)

Korea Warning Statements

당해 무선설비는 운용중 전파혼신 가능성이 있음.

NCC Notice

注意！

依據 低功率電波輻射性電機管理辦法

第十二條 經型式認證合格之低功率射頻電機，非經許可，公司、商號或使用者均不得擅自變更頻率、加大功率或變更原設計之特性或功能。

第十四條 低功率射頻電機之使用不得影響飛航安全及干擾合法通行；經發現有干擾現象時，應立即停用，並改善至無干擾時方得繼續使用。前項合法通信，指依電信規定作業之無線電信。低功率射頻電機需忍受合法通信或工業、科學以及醫療用電波輻射性電機設備之干擾。

減少電磁波影響，請妥適使用。

安全諮詢及注意事項

- 請使用原裝電源供應器或只能按照本產品注明的電源類型使用本產品。
- 清潔本產品之前請先拔掉電源線。請勿使用液體、噴霧清潔劑或濕布進行清潔。
- 注意防潮，請勿將水或其他液體潑灑到本產品上。
- 插槽與開口供通風使用，以確保本產品的操作可靠並防止過熱，請勿堵塞或覆蓋開口。

- 請勿將本產品置放於靠近熱源的地方。除非有正常的通風，否則不可放在密閉位置中。
- 請不要私自打開機殼，不要嘗試自行維修本產品，請由授權的專業人士進行此項工作。



Продукт сертифіковано згідно с правилами системи УкрСЕПРО на відповідність вимогам нормативних документів та вимогам, що передбачені чинними законодавчими актами України.



Safety Information

- When product has power button, the power button is one of the way to shut off the product; when there is no power button, the only way to completely shut off power is to disconnect the product or the power adapter from the power source.
- Don't disassemble the product, or make repairs yourself. You run the risk of electric shock and voiding the limited warranty. If you need service, please contact us.
- Avoid water and wet locations.

This product can be used in the following countries:

AT	BG	BY	CA	CZ	DE	DK	EE
ES	FI	FR	GB	GR	HU	IE	IT
LT	LV	MT	NL	NO	PL	PT	RO
RU	SE	SG	SK	TR	UA	US	

DECLARATION OF CONFORMITY

For the following equipment:

Product Description: **Wi-Fi Smart Plug**

Model No.: **HS100**

Product Description: **Wi-Fi Smart Plug with Energy Monitoring**

Model No.: **HS110**

Trademark: **TP-LINK**

We declare under our own responsibility that the above products satisfy all the technical regulations applicable to the product within the scope of Council Directives:

Directives 2004/108/EC, Directives 2006/95/EC, Directives 2011/65/EU, Directives 1999/5/EC, Directives 1999/519/EC

The above product is in conformity with the following standards or other normative documents:

EN 55022: 2010 + AC: 2011

EN 61000-3-2: 2014

EN 61000-3-3: 2013

EN 55024: 2010

EN 60950-1: 2006 + A11: 2009 + A1: 2010 + A12: 2011 +A2: 2013

EN 62311: 2008

EN 300 328 V1.8.1

EN 301 489-1 V1.9.2 & EN 301 489-17 V2.2.1

The product carries the CE Mark

CE 1588

Person responsible for making this declaration:



Yang Hongliang

Product Manager of International Business

Date of issue: 2015-11-17

TP-LINK TECHNOLOGIES CO., LTD

Building 24 (floors 1, 3, 4, 5), and 28 (floors 1-4) Central Science and Technology Park, Shennan Rd, Nanshan, Shenzhen, China