

Shelves for Fixed Installation in 483 mm (19") Cabinets



- ✓ Easy installation
- ✓ sturdy, perforated steel sheet
- ✓ fixed installation
- ✓ Available in color grey and black

Abstract

Shelves for fixed installation in 483 mm (19") cabinets with 600, 800 or 1000 mm depth, color grey (RAL 7035) or black (RAL 9005)

Features

- for fixed installation on the front 483 mm (19") profile rails
- sturdy, perforated steel sheet
- Load capacity acc. to type from 15 - 100 kg
- Delivery inclusive fixing material
- Available in color grey (RAL 7035) and black (RAL 9005)

Product Overview

The shelves for fixed mounting can be installed easy on the two front 483 mm (19") profile rails of your 483 mm (19") network- or server cabinet. Due to their stable, perforated steel sheet with a high load capacity, they are the optimal surface for components which are not 483 mm (19") suitable.

Product Number Information

Item code	U	Color	Product dimensions (HxWxD) in mm	Load capacity	Suitable cabinet depth
DN-97609	1	Grey (RAL 7035)	45x483x250 mm	15 kg	all*
DN-19 TRAY-1-SW	1	Black (RAL 9005)			
DN-97614	1	Grey (RAL 7035)	44x482x399 mm	15 kg	≥ 600 mm
DN-19 TRAY-1-400-SW	1	Black (RAL 9005)			
DN-97610	2	Grey (RAL 7035)	88x482x349 mm	25 kg	≥ 600 mm
DN-19 TRAY-2-SW	2	Black (RAL 9005)			
DN-19 TRAY-2-55	2	Grey (RAL 7035)	88x482x549 mm	25 kg	≥ 800 mm
DN-19 TRAY-2-55-SW	2	Black (RAL 9005)			
DN-19 TRAY-1-1000	1	Grey (RAL 7035)	44x483x737 mm	100 kg	≥ 1000 mm
DN-19 TRAY-1-1000-SW	1	Black (RAL 9005)			

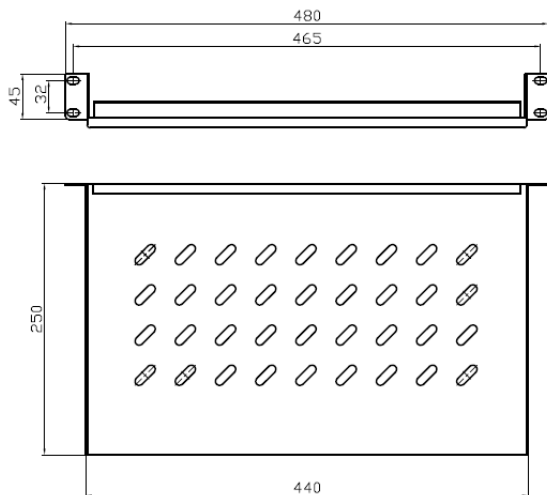
* also suitable for Wall Mounting Cabinets with a depth less than 600 mm (e.g.: DN-19 09-U-S-1)

Logistic Information

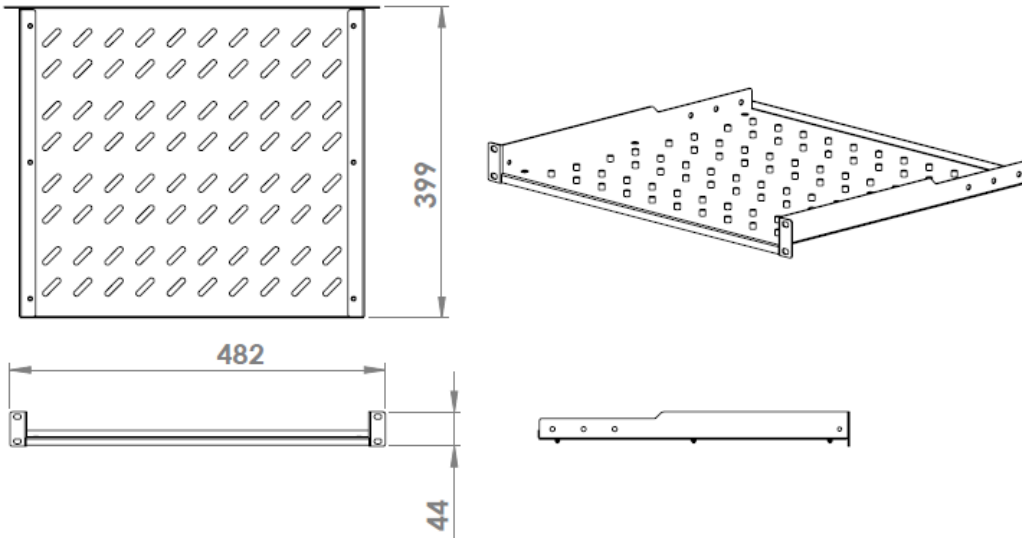
Item code	Net weight in kg	Gross weight in kg	Packaging dimensions (HxWxD) in mm
DN-97609	1.2 kg	1.4 kg	50x500x260 mm
DN-19 TRAY-1-SW			
DN-97614	2.1 kg	2.4 kg	50x500x410 mm
DN-19 TRAY-1-400-SW			
DN-97610	2.0 kg	2.3 kg	90x520x370 mm
DN-19 TRAY-2-SW			
DN-19 TRAY-2-55	3.5 kg	3.9 kg	100x590x500 mm
DN-19 TRAY-2-55-SW			
DN-19 TRAY-1-1000	4.7 kg	5.1 kg	60x780x500 mm
DN-19 TRAY-1-1000-SW			

Technical Drawings

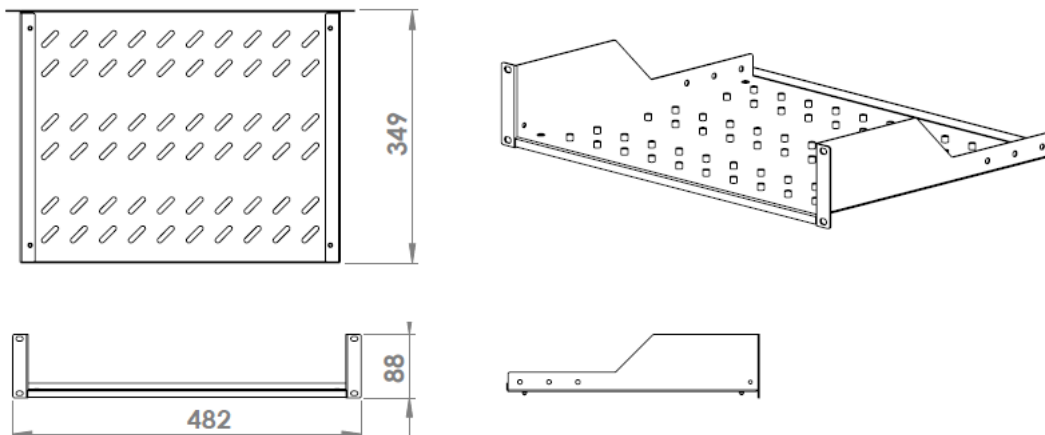
DN-97609 & DN-19 TRAY-1-SW



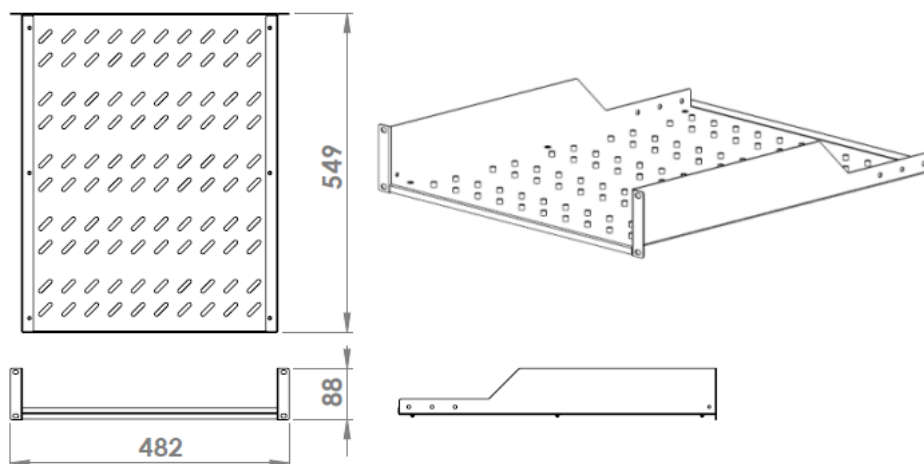
DN-97614 & DN-19 TRAY-1-400-SW



DN-97610 & DN-19 TRAY-2-SW



DN-19 TRAY-2-55 & DN-19 TRAY-2-55-SW



DN-19 TRAY-1-1000 & DN-19 TRAY-1-1000-SW

