



Jabra®

OUR TOUGHEST HEADSET EVER

INTRODUCING OUR TOUGHEST HEADSET EVER

Jabra Steel is an industrial strength headset made for trade workers. Whether you are on-site and covered in dirt, or on a scaffold in the high winds, Jabra Steel will keep you connected in any of the rough environments that you find yourself in.

YOU HAVE TO HAVE THE RIGHT TOOL FOR THE JOB

When your work is dependent upon your hands, you need tough and reliable tools. Completing your work well is just as important as being ready for that call from your next client, regardless of where you are. Just like your tools, a tough headset is a must.

WHEN YOU DO TOUGH WORK, YOU NEED TOUGH EQUIPMENT

Keep your smartphone in your pocket. Jabra Steel is designed to resist dust, dirt, grime and water. It's even shock resistant, so it can take a drop from up high. In fact, it's so tough, it comes with a 5-year warranty.

A CALL FOR YOUR NEXT JOB CAN COME ANYTIME

Jabra Steel is built with noise cancelling technology and HD Voice, ensuring crystal-clear sound in any surroundings. Steel comes with 6 hours of talk time – more than enough to last you a whole day at work.

EXCEPTIONAL COMFORT IN A SMALL TOOL

Jabra Steel comes with ergonomic EarHooks that are made especially for trade workers to ensure that it is held safely in place all day, regardless of where you are or what you are doing.

JUST LEAVE YOUR GLOVES ON

Do you use gloves on the job? Jabra Steel has extra large buttons, sealed to resist water and dust, so you have easy access to Siri/Google Now, even with your gloves on. When you get a call, just say “answer” to pick it up.

THERE IS AN APP FOR THAT

With the Jabra Assist App you get extra services as find your headset, set-up guide and battery status.



REASONS TO CHOOSE THE JABRA STEEL

- Dust, water and shock resistant
- Secure fit for any job
- Supreme call quality in rough environments



Jabra Assist app
For iOS and Android



JABRA.COM/STEEL

QUICK START GUIDE - GET STARTED UNDER 5 MINUTES

1 HOW TO CONNECT

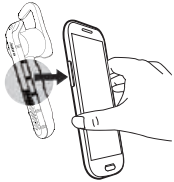
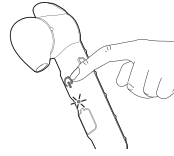
The first time the headset is turned on it will be ready to connect to your mobile phone.

CONNECT USING BLUETOOTH

1. Turn the headset on.
2. Press and hold (3 secs) the **On/off** button until the Bluetooth indicator flashes blue.
3. Wear the headset and follow the voice-guided instructions.

CONNECT USING NFC

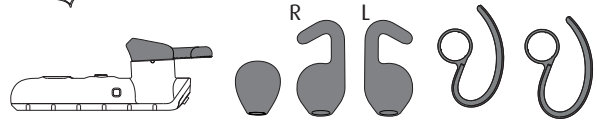
1. Turn the headset on.
2. Slide the NFC zone of the headset against the NFC zone of the mobile device until a connection is confirmed.



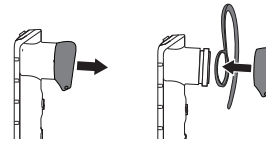
2 HOW TO WEAR



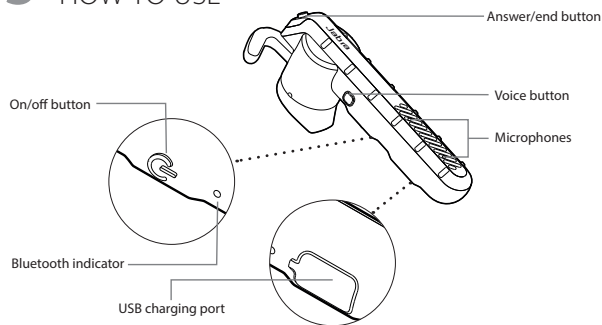
The headset can be worn on the left or right ear. Additional eargels/earhooks are available in the pack.



ATTACHING THE EARHOOK



3 HOW TO USE



Did you know?

The Jabra Assist app can help you locate your headset using GPS tracking. Download the Jabra Assist App now for your Android™ or iOS device.

	On/off	Press (3 secs) the On/off button
	Answer/end call	Tap the Answer/end button
	Reject call	Double-tap the Answer/end button
	Redial last number	Double-tap the Answer/end button when not on a call
	Activate voice controls (phone dependant)	Tap the Voice button for voice dialing (e.g. Siri/Google Now) Press and hold (1 sec) the Voice button for voice commands
	Mute/unmute	Tap the Voice button when on a call

CHARGE THE HEADSET

Pull back the charging cover to expose the USB charging port. It takes approx. 2 hours to fully charge the battery.

FEATURES AND SPECIFICATIONS

- Dust, water and shock resistant compliant to IP54
- HD Voice* for crystal-clear sound
- Dual microphones for noise cancellation
- Voice guidance
- Extra large buttons, to access Siri/Google Now even with gloves on
- Up to 6 hours talk time
- NFC* for easy pairing
- 5 year warranty

*Phone/network dependent